
Guanajuato Silver CO LTD

We Produce Silver. We Produce Gold.



TSX VENTURE
EXCHANGE **TSX : GSVR**
OTC Markets : **GSVRF**

July 7, 2026

Five Producing Mines



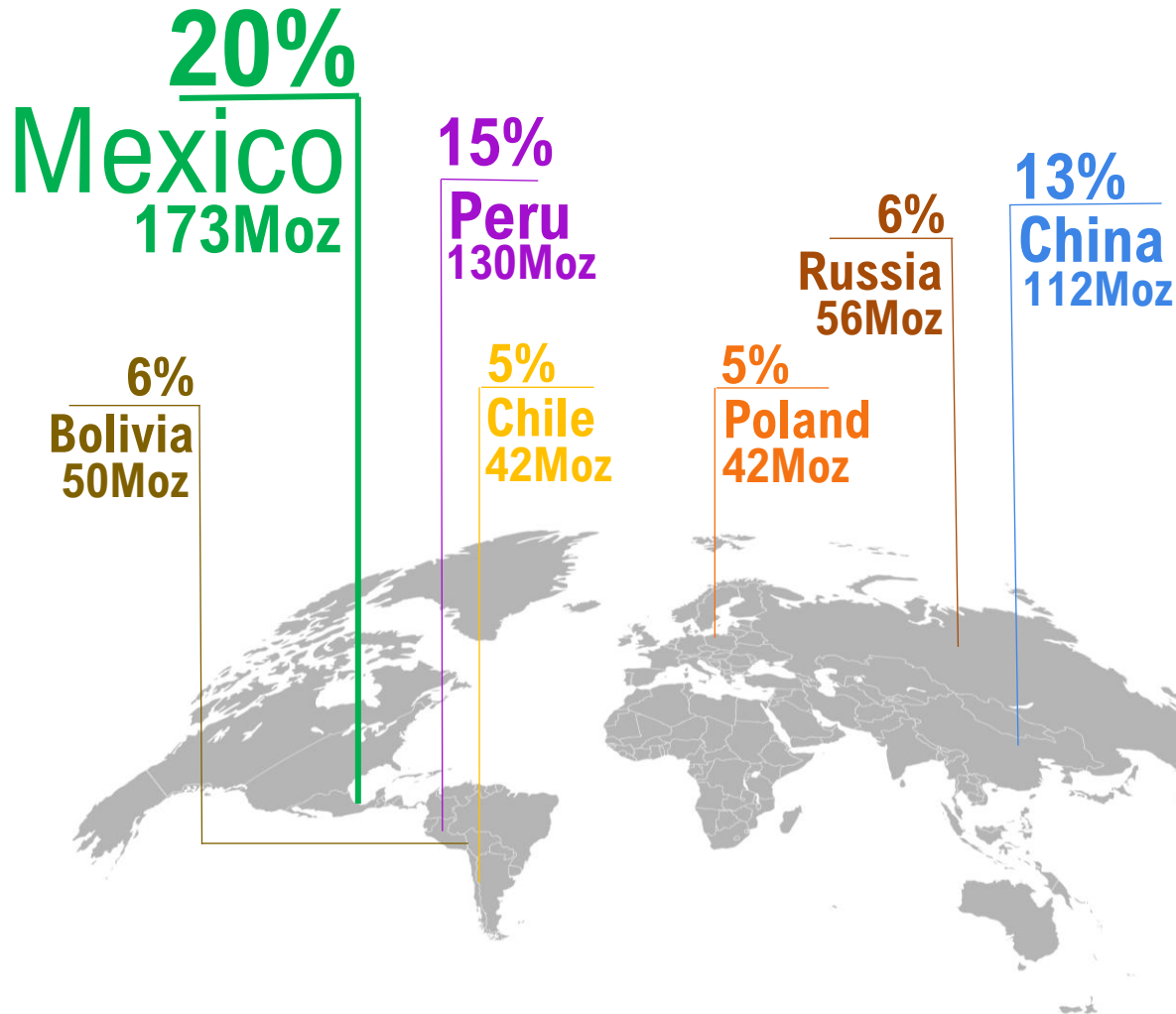
We are consolidating the Guanajuato Mining District.



Mexico: The Leading Silver Producing Country



75% of silver is produced as a by-product = inelastic market.



Silver Supply vs Demand



Global demand exceeded supply in 2025 for **5th** consecutive year.

Source: World Silver Survey 2026 – The Silver Institute.



Silver Demand

Each new gigawatt of solar power uses ~400,000 to 500,000 silver ounces.
2026 projected new global solar capacity = over 600 gigawatts.

Benban Solar Park, Egypt



Nile

Guanajuato

Mexico's premier mining community.



Q1 2026 Production Highlights

Guanajuato Silver has just produced its best quarter to date.

- Record Revenue of \$43.1M.
- Record EBITDA of \$13.1M.
- Record Net Income of \$5.7M.
- Record Mine Operating Income of \$14.3M.
- Cash & cash equivalents totaled \$30.5M.



A Transformative Transaction

Bolanitos Gold-Silver Mine acquired January 15, 2026, for US\$50 million.



Bolanitos Gold-Silver Mine



The Bolanitos mill has operational capacity of 1600 tonnes per day.



2025 Production:

- 608,388 silver ounces
- 15,270 gold ounces

Current mill utilization: 73%

Bolanitos

Proven & Probable Reserves: **2,230,500 AgEq ounces** (388.7 kt grading 73g/t Ag and 1.17g/t Au for 178g/t AgEq)

Total Measured & Indicated: **9,839,000 AgEq ounces** (983kt grading 105g/t Ag, 2.3g/t Au for 311g/t AgEq)

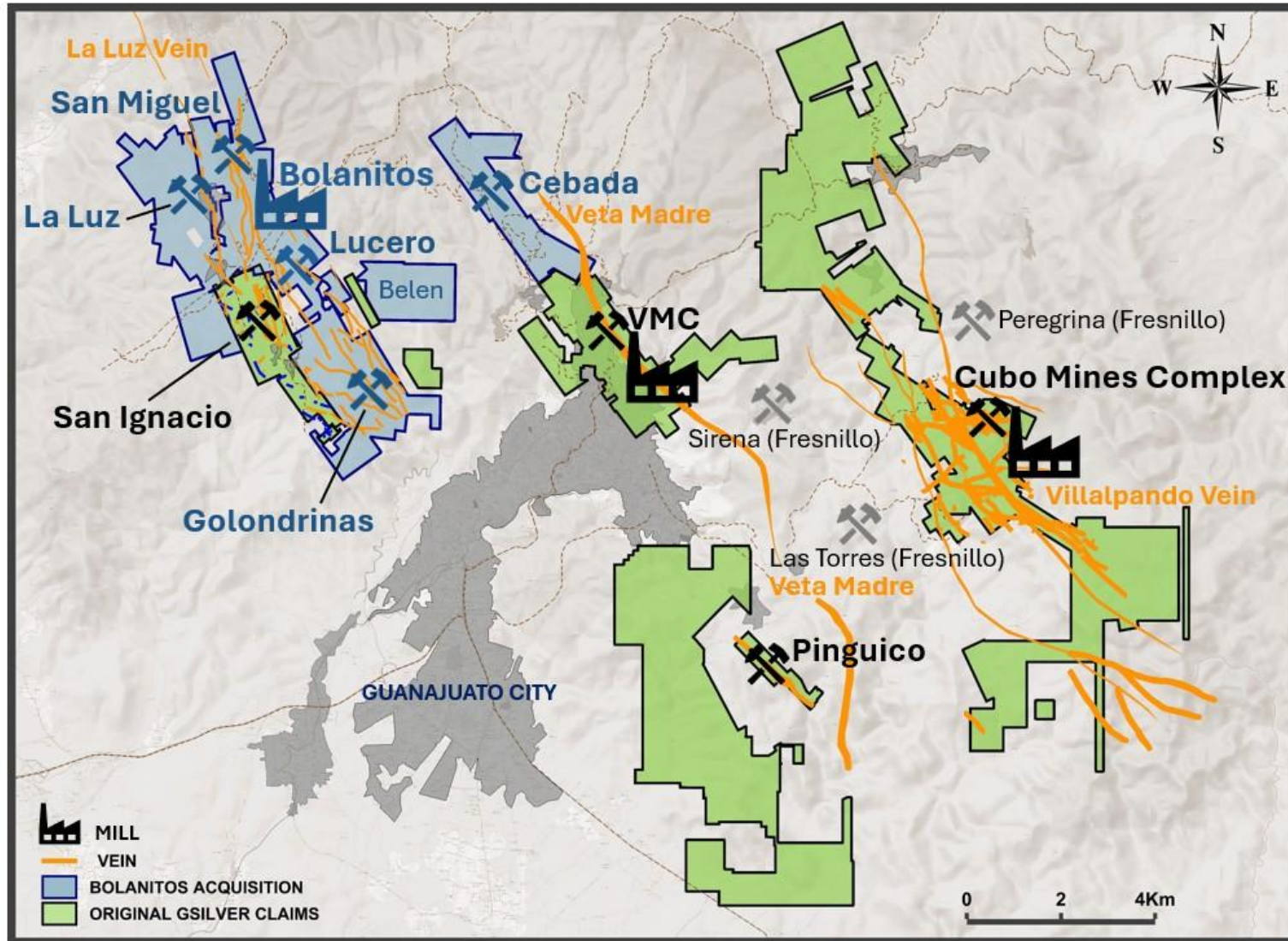
Total Inferred: **10.1M AgEq ounces** (1,021kt tonnes grading 126g/t Ag, 2.0g/t Au for 310g/t AgEq)

Bolanitos Resource Estimate. Source: [NI 43-101 Technical Report - Updated Mineral Resource and Reserve Estimates for the Bolanitos Project, Guanajuato State, Mexico, effective date: March 2026, Silver:Gold Ratio = 90:1.](#)

Guanajuato Mining Camp



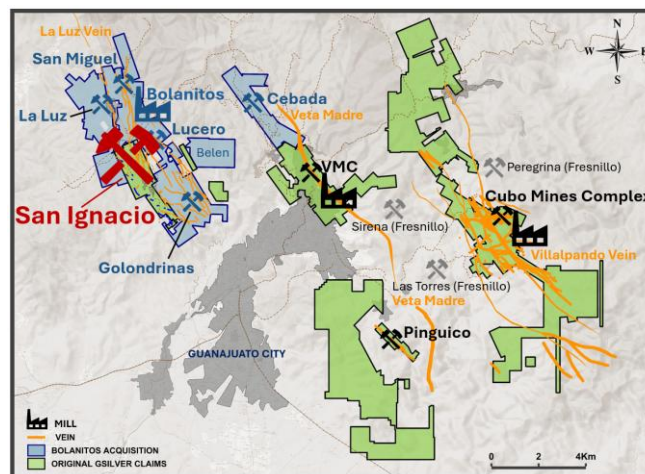
450-year mining history.



San Ignacio Mine



Close proximity to the Bolanitos mill.



2025 Production:

- 66,379 silver ounces
- 2,182 gold ounces

San Ignacio

Total Measured & Indicated: **7.62M AgEq ounces** (790,000 tonnes grading 123g/t Ag, 2.1g/t Au for 300g/t AgEq)

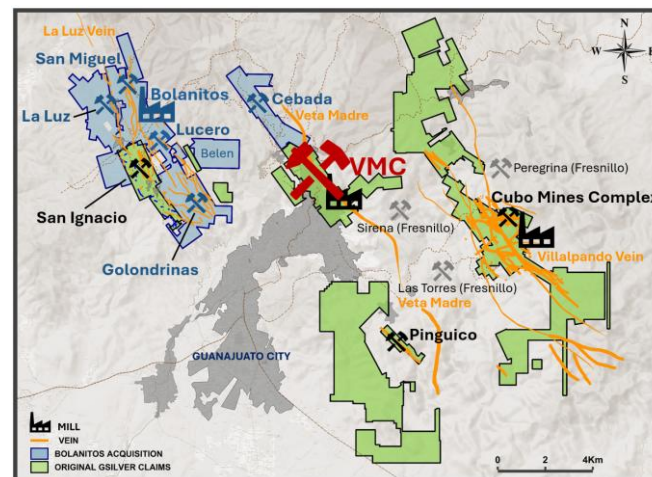
Total Inferred: **22.17M AgEq ounces** (2,166,000 tonnes grading 127g/Ag, 2.27g/t Au for 318g/t AgEq)

*See Resource source information on following pages, including calculation of AgEq; (i) a qualified person has not done sufficient work to classify the historical estimate as current mineral resources or mineral reserves; and (ii) the issuer is not treating the historical estimate as current mineral resources or mineral reserves.

Valenciana Mines Complex



450-year mining history.



2025 Production:

- 184,511 silver ounces
- 1,948 gold ounces

Valenciana Mines Complex⁽ⁱ⁾⁽ⁱⁱ⁾

Total Indicated: **3.8M AgEq ounces** (410Kt tonnes grading 147g/t Ag, 1.61g/t Au for 288.8g/t AgEq containing 1.9Moz Ag and 21,000 oz Au)

Total Inferred: **20.3M AgEq ounces** (2,268Kt grading 142g/t Ag, 1.55g/t Au for 278g/t AgEq containing 10.4Moz Ag and 113Koz Au)

*See Resource source information on following pages, including calculation of AgEq; (i) a qualified person has not done sufficient work to classify the historical estimate as current mineral resources or mineral reserves; and (ii) the issuer is not treating the historical estimate as current mineral resources or mineral reserves.

Valenciana Mines Museum



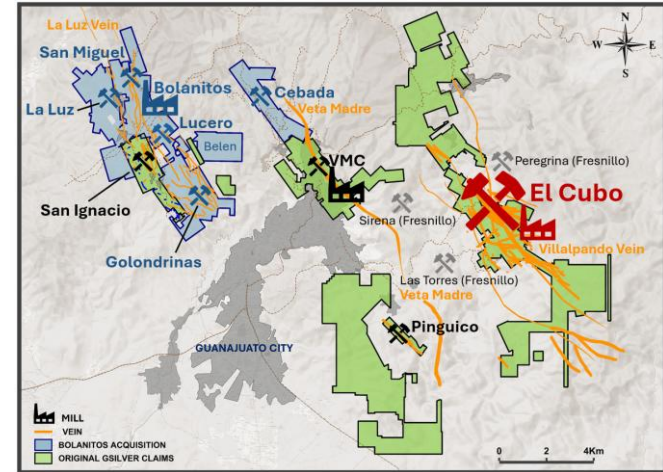
UNESCO World Heritage Site.



The El Cubo Mines Complex



The centerpiece of our hub & spoke mining strategy.



2025 Production:

- 363,967 silver ounces
- 5,168 gold ounces

Current utilization rate of 66% (721 tpd).

El Cubo Mines Complex & Pinguico

Total Indicated: **3.9M AgEq ounces** (429kt grading 144g/t Ag, 1.79 g/t Au for 283.9g/t AgEq containing 2Moz Ag and 25Koz Au)
Total Inferred: **35.6M ounces** (3,711kt grading 141g/t Ag, 2.01g/t Au for 298.5g/t AgEq) containing 16.9Moz Ag and 240Koz Au)

*See Resource source information on following pages, including calculation of AgEq; (i) a qualified person has not done sufficient work to classify the historical estimate as current mineral resources or mineral reserves; and (ii) the issuer is not treating the historical estimate as current mineral resources or mineral reserves.

Topia Processing Plant



7,500 tonnes/month capacity flotation facility.



2025 Production:

- 628,744 silver ounces
- 1,098 gold ounces
- 3,380,068 pounds of zinc
- 2,787,175 pounds of lead

Current utilization rate of 60% (151 tpd).

Topia⁽ⁱ⁾⁽ⁱⁱ⁾

Total Measured & Indicated: **11.1M ounces AgEq** (331,800 tonnes grading 609g/t Ag, 1.84g/t Au, 4.4% Pb, 4.5% Zn for 1,041g/t AgEq)

Total Inferred: **8.2M ounces AgEq** (274,600 tonnes grading 592g/t Ag, 1.44g/t Au, 3.35% Pb, 3.63% Zn for 932g/t AgEq)

*See Resource source information on following pages, including calculation of AgEq; (i) a qualified person has not done sufficient work to classify the historical estimate as current mineral resources or mineral reserves; and (ii) the issuer is not treating the historical estimate as current mineral resources or mineral reserves.

2025 Annual Production



Consolidated from all mines in the current Guanajuato Silver portfolio.

2025 Consolidated Production

Consolidated from Bolanitos, El Cubo, Valenciana, San Ignacio, and Topia



Silver: 1,847,254 ounces



Gold: 25,591 ounces

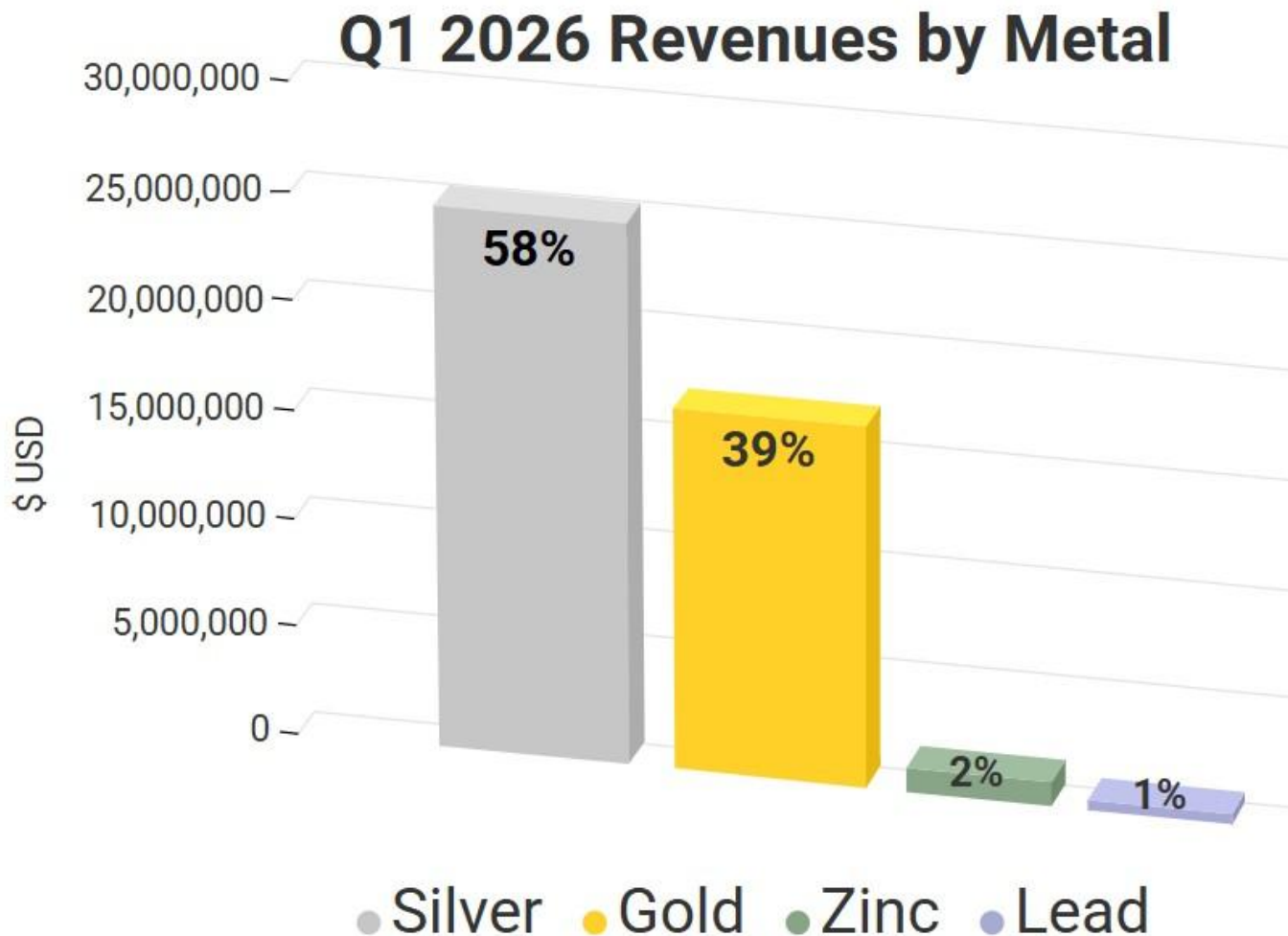


2.7 million pounds lead
3.3 million pounds zinc

Our Silver & Gold Production



Guanajuato Silver is a primary precious metals producer.



A Growing Silver Company



Currently Five Producing Mines.



Cubo mill

2021

Acquired the El Cubo Mine (April).



San Ignacio

2022

Purchased three mines: Valenciana, Topia and San Ignacio.



Bolanitos

2023/24

Added production from El Horcon.

2026

Bolanitos acquisition.

The Market Opportunity



One-Year Share Performance.



Common Shares (Pro forma)	727 M
Warrants	119 M
Options	34 M
Fully Diluted	880 M
Market Cap	C\$341M

Major Shareholders



The GSilver Leadership Team



James Anderson, Chairman & CEO, Director

20+ years of capital market experience as a retail broker and investment banker and manager in the Canadian brokerage business



Bill Gehlen, Director

Professional geologist with over 40 years of experience and success within the mineral exploration business.



Danny Lee, CFO

CPA with over 25 years of experience in the finance, securities and accounting fields working primarily within the natural resources sector.



Dan Oliver, Director

Fund manager of Myrmikan Capital LLC, New York, and President of the Committee for Monetary Research & Education.



Rick Trotman, Senior Vice President

Professional geologist who has built a solid 20-year mining career focused on technical excellence and identifying high-value opportunities.



Richard Silas, Director

20+ years of experience in corporate governance, regulatory compliance, and the administration of resource companies.



Miranda Werstiuk, Director

30+ years of experience as an innovative corporate and investment banking professional working within the resource sector.



David Paxton, Director

40+ years a mining executive; former Mine Manager of the Vatukoula underground gold mine in Fiji; former mining analyst, South African underground production engineer, and investment banker.

Total Resources at producing assets*



El Cubo Mines Complex

Total Indicated: **3.9M AgEq ounces** (429kt grading 144g/t Ag, 1.79 g/t Au for 283.9g/t AgEq containing 2Moz Ag and 25Koz Au)

Total Inferred: **35.6M ounces** (3,711kt grading 141g/t Ag, 2.01g/t Au for 298.5g/t AgEq) containing 16.9Moz Ag and 240Koz Au)



Valenciana Mines Complex

Total Indicated: **3.8M AgEq ounces** (410Kt tonnes grading 147g/t Ag, 1.61g/t Au for 288.8g/t AgEq containing 1.9Moz Ag and 21,000 oz Au)

Total Inferred: **20.3M AgEq ounces** (2,268Kt grading 142g/t Ag, 1.55g/t Au for 278g/t AgEq containing 10.4Moz Ag and 113Koz Au)



San Ignacio

Total Measured & Indicated: **7.62M AgEq ounces** (790,000 tonnes grading 123g/t Ag, 2.1g/t Au for 300g/t AgEq)

Total Inferred: **22.17M AgEq ounces** (2,166,000 tonnes grading 127g/Ag, 2.27g/t Au for 318g/t AgEq)



Topia⁽ⁱ⁾⁽ⁱⁱ⁾

Total Measured & Indicated: **11.1M ounces AgEq** (331,800 tonnes grading 609g/t Ag, 1.84g/t Au, 4.4% Pb, 4.5% Zn for 1,041g/t AgEq)

Total Inferred: **8.2M ounces AgEq** (274,600 tonnes grading 592g/t Ag, 1.44g/t Au, 3.35% Pb, 3.63% Zn for 932g/t AgEq)



Bolanitos

Proven & Probable Reserves: **2,230,500 AgEq ounces** (388.7 kt grading 73g/t Ag and 1.17g/t Au for 178g/t AgEq)

Total Measured & Indicated: **9,839,000 AgEq ounces** (983kt grading 105g/t Ag, 2.3g/t Au for 311g/t AgEq)

Total Inferred: **10.1M AgEq ounces** (1,021kt tonnes grading 126g/t Ag, 2.0g/t Au for 310g/t AgEq)

*See Resource source information on following pages, including calculation of AgEq; (i) a qualified person has not done sufficient work to classify the historical estimate as current mineral resources or mineral reserves; and (ii) the issuer is not treating the historical estimate as current mineral resources or mineral reserves.

RESOURCE SOURCE INFORMATION



EL Cubo

Source: For additional details refer to the technical report dated January 15, 2025 (effective date August 1, 2024) titled “NI 43-101 Technical Report On The El Cubo And El Pinguico Silver Gold Complex, Guanajuato, Mexico” available on SEDAR+

Economic assumptions used include US\$25/oz Ag, US\$1,950 /oz Au, process recoveries of 85% for both Ag and Au, a US\$15/t processing cost, and a G&A cost of US\$15/t. The resulting gold equivalency ratio of Au:Ag ratio was 1:78 and is used for the purposes of the AgEq calculation.

Valenciana Mines Complex

Source: Press Release dated February 5, 2026 and titled “Guanajuato Silver Sees Significant Growth in Resources at Valenciana” available on SEDAR+. AgEq oz were calculated using 88:1 Ag:Au ratio. Please refer to this press release for additional details on assumptions regarding the mineral resource estimate.

San Ignacio

Metal prices are set at US\$1,850/oz Au and US\$22/oz Ag, with 87% recovery for both. This yields an Au:Ag ratio of 84.1:1 for the calculation of AgEq.

Source: For additional details refer to the technical report dated March 7, 2024 (effective date December 31, 2023) titled “Technical Report on the San Ignacio Property, Guanajuato, Mexico” available on SEDAR+. See Disclaimer.

Topia

Source: Apex Geoscience Technical Report on the Topia Property, Durango, Mexico May 6, 2022 – All resources are historical. A qualified person has not done sufficient work to classify the historical estimate as current mineral resources or mineral reserves; and the issuer is not treating the historical estimate as current mineral resources or mineral reserves. Please refer to Disclaimer for additional details. For additional details refer to the technical report dated March 7, 2024 (effective date December 31, 2023) titled “Technical Report on the Topia Property, Durango, Mexico” available on SEDAR+. available on SEDAR+. Historical Mineral Resources were estimated using metal prices of US\$1,650/oz Au, US\$20.00/oz Ag, US\$0.85/lb Pb, and US\$1.20/lb Zn; and metallurgical recoveries of 92.4% for Ag, 55.4% for Au, 94.3% for Pb, and 90.5% for Zn. AgEq ounces were calculated using 85:1 Ag:Au ratio, and ratios of 1:0.041 and 1:0.049 for the price/ounce of silver to price/pound of lead and zinc, respectively. The ratios are reflective of average metal prices for 2021.

Notes:

1. US\$110/tonne NSR Cut-off, 2. Silver equivalent was calculated using a 70.6 to 1 ratio of silver to gold value., 3. Rock Density for all veins for Diamantillo is 2.77t/m³, San Guillermo 2.78t/m³, Diamantillo HW is 2.62t/m³, Natividad 2.57t/m³., 4. Totals may not agree due to rounding., 5. Grades in metric units, 6. Contained silver and gold in troy ounces, 7. Minimum true width 1.5m, 8. Metal Prices \$18.00USD/oz silver, and \$1,300USD/oz gold, and \$0.80USD/lb lead., 9. Ag eq (g/t) and AgEq (oz) use only Au, Ag, and Pb values.

The El Horcon mineral resource estimate is a historical estimate, and the reader is cautioned not to treat them, or any part of them, as a current resource. A qualified person has not done sufficient work to classify the historical estimate as current mineral resources or mineral reserves and the Company is not treating the historical estimate as current mineral resources or mineral reserves. The mineral resource is taken from a Great Panther technical report dated February 20, 2017. However, based on the assumptions, parameters and methods in the prior technical report, as well as literature and data review the Company considers such estimate to be relevant and reliable and provides an indication of the extent of mineralization identified by previous operators at the El Horcon Mine. To verify the historical mineral resource estimate as a current mineral resource, a qualified person would need to complete database validation, undertake a full review of estimation parameters and procedures, and complete an updated mineral resource estimate and a NI 43-101 technical report incorporating additional production, drilling, sampling and resaying of core completed at El Horcon since February 2017.

DISCLAIMER 1/2



Forward-looking information

This document contains certain forward-looking statements and information, which relate to future events or future performance including, but not limited to, statements regarding the industrial case for silver and future demand for silver; that the Company is Mexico's fastest growing silver company; successful ramp-up of all four of the Company's producing assets; the hub and spoke mining strategy; production capacity of the El Cubo and Cata mills; the ramp up tonnage estimates for El Cubo, VMC, San Ignacio and Topia; details of the Company's social outreach programs; the ability of the Company to increase production, tonnage and silver and gold grades; the Company's future development and production activities; estimates of mineral resources and mineralized material at the Company's mining projects and the accessibility, attractiveness, mineral content and metallurgical characteristics thereof; the opportunities for future exploration, development and production at the Company's mines and the proposed exploration, development and production programs therefor and the timing and costs thereof; and the success related to any future exploration, development or production programs.

Such forward-looking statements and information reflect management's current beliefs and are based on information currently available to and assumptions made by the Company; which assumptions, while considered reasonable by the Company, are inherently subject to significant operational, business, economic and regulatory uncertainties and contingencies. These assumptions include: our mineral resource estimates at El Cubo, El Pinguico and San Ignacio and estimates of mineralized material at VMC and Topia and the assumptions upon which they are based, including geotechnical and metallurgical characteristics of rock conforming to sampled results and metallurgical performance; available tonnage of mineralized material to be mined and processed; resource grades and recoveries; assumptions and discount rates being appropriately applied to production estimates; the ability of the Company to successfully integrate production from San Ignacio and VMC into the Company's existing mining and milling operations at El Cubo and the availability of excess processing and tailings capacity at El Cubo to accommodate same; the Company's ability to secure additional sources of mineralized material for processing, prices for silver, gold and other metals remaining as estimated; currency exchange rates remaining as estimated; availability of funds for the Company's projects and to satisfy current liabilities and obligations including debt repayments; capital, decommissioning and reclamation estimates; prices for energy inputs, labour, materials, supplies and services (including transportation) and inflation rates remaining as estimated; no labour-related disruptions; no unplanned delays or interruptions in scheduled construction and production; all necessary permits, licenses and regulatory approvals are received in a timely manner; and the ability to comply with environmental, health and safety laws. The foregoing list of assumptions is not exhaustive.

Readers are cautioned that such forward-looking statements and information are neither promises nor guarantees, and are subject to risks and uncertainties that may cause future results, level of activity, production levels, performance or achievements of GSilver to differ materially from those expected including, but not limited to, market conditions, availability of financing, currency rate fluctuations, rising inflation and interest rates, geopolitical conflicts including wars, actual results of exploration, development and production activities, actual resource grades and recoveries of silver, gold and other metals, availability of third party mineralized material for processing, unanticipated geological or structural formations and characteristics, environmental risks, future prices of gold, silver and other metals, operating risks, accidents, labor issues, equipment or personnel delays, delays in obtaining governmental or regulatory approvals and permits, inadequate insurance, and other risks in the mining industry. There are no assurances that GSilver will be able to continue to increase production, tonnage milled and recovery rates, improve grades and reduce costs at El Cubo and/or Topia to process mineralized materials to produce silver, gold and other concentrates in the amounts, grades, recoveries, costs and timetable anticipated. In addition, GSilver's decision to process mineralized material from El Cubo, El Pinguico, San Ignacio, Valenciana and Topia mines is not based on a feasibility study of mineral reserves demonstrating economic and technical viability and therefore is subject to increased uncertainty and risk of failure, both economically and technically. Mineral resources and mineralized material that are not Mineral Reserves do not have demonstrated economic viability, are considered too speculative geologically to have the economic considerations applied to them, and may be materially affected by environmental, permitting, legal, title, socio-political, marketing, and other relevant issues. There are no assurances that the Company's projected production of silver, gold and other metals will be realized. In addition, there are no assurances that the Company will meet its production forecasts or generate the anticipated cash flows from operations to satisfy its scheduled debt payments or other liabilities when due or meet financial covenants to which the Company is subject or to fund its exploration programs and corporate initiatives as planned. There is also uncertainty about any future resurgence of COVID-19, the ongoing war in Ukraine and conflict in Israel-Palestine and rising inflation and interest rates and the impact they will have on the Company's operations, supply chains, ability to access mining projects or procure equipment, contractors and other personnel on a timely basis or at all and economic activity in general. Accordingly, readers should not place undue reliance on forward-looking statements or information. All forward-looking statements and information made in this document are qualified by these cautionary statements and those in our continuous disclosure filings available on SEDAR+ at www.sedarplus.ca. These forward-looking statements and information are made as of the date hereof and the Company does not assume any obligation to update or revise them to reflect new events or circumstances save as required by law.

Technical Information

For additional details on the Company's mineral properties please refer to: (i) El Cubo/El Pinguico: The technical report dated April 17, 2024 (effective date December 31, 2023) titled "Technical Report – El Cubo/El Pinguico Silver Gold Complex Project, State of Guanajuato, Mexico"; (ii) San Ignacio: The technical report dated March 7, 2024 (effective date December 31, 2023) titled "Technical Report on the San Ignacio Property, Guanajuato, Mexico"; (iii) Valenciana Mines Complex: The technical report dated March 7, 2024 (effective date December 31, 2023) titled "Technical Report on the Valenciana Mine Complex, Guanajuato, Mexico"; and Topia: The technical report dated March 7, 2024 (effective date December 31, 2023) titled "Technical Report on the Topia Property, Durango, Mexico".

Qualified Person: Reynaldo Rivera, VP of Exploration of GSilver, has approved the scientific and technical information contained in this presentation. Mr. Rivera is a Fellow of the Australasian Institute of Mining and Metallurgy (AusIMM - Registration Number 220979) and a "qualified person" as defined by National Instrument 43-101, Standards of Disclosure for Mineral Projects.

DISCLAIMER 2/2



Topia Disclosure

The disclosure in this slide is from the technical report dated March 7, 2024 (effective date December 31, 2023) titled "Technical Report on the Topia Property, Durango, Mexico" available on SEDAR+. available on SEDAR+ (the "Topia Report"). On February 11, 2022, Great Panther reported an updated Mineral Resource Estimate ("MRE") for the Topia Mine with an effective date of March 31, 2021 (the "Great Panther Historical MRE"). The Great Panther Historical MRE was supported by a technical report titled, "NI 43-101 Report on the Topia Mine Mineral Resource Estimates as of March 31st, 2021", prepared for Great Panther by Brown and Nourpour (2022), dated and filed on SEDAR February 11, 2022. The Great Panther Historical MRE comprised Measured and Indicated Mineral Resources of 331,800 tonnes at 609 grams per tonne (g/t) Ag, 1.84 g/t Au, 4.40% Pb, and 4.50% Zn, and Inferred Mineral Resources of 274,600 tonnes at 592 g/t Ag, 1.44 g/t Au, 3.35% Pb, and 3.63% Zn (Table 6.2). A Qualified Person has not done sufficient work to classify the Great Panther Historical MRE as current Mineral Resources. The author of the Topia Report and GSilver are not treating the Great Panther Historical MRE as current Mineral Resources. The Great Panther Historical MRE was classified using the definitions set out in the CIM Definition Standards (May 2014). Geological modelling and subsequent Mineral Resource estimation were performed by Great Panther under the supervision of the Qualified Persons in accordance with the CIM Estimation of Mineral Resources and Mineral Reserves Best Practice Guidelines (November 2019). A qualified person has not done sufficient work to classify the historical estimate as current mineral resources or mineral reserves; and the issuer is not treating the historical estimate as current mineral resources or mineral reserves.

Notes from Mineral Resource Estimate

1. *Area-Specific vein bulk densities as follows: Argentina - 3.04t/m³; 1522 - 3.15t/m³; Duranguero - 3.15t/m³; El Rosario - 2.92t/m³; Hormiguera - 2.61t/m³; La Prieta - 2.86t/m³; Recompensa - 3.32t/m³; Animas - 3.02t/m³; San Miguel - 2.56t/m³; San Juan - 3.39t/m³; Laura (Hipolito) - 2.85t/m³; and Unión del Pueblo - 2.61t/m³.*
2. *Historical Measured, Indicated, and Inferred Mineral Resources were reported at a cut-off Net Smelter Return (NSR) in US\$, include 1522 Mine \$280/t, Argentina Mine \$257/t, Duranguero Mine \$202/t, Recompensa Mine \$245/t, Hormiguera Mine \$230/t, El Rosario Mine \$345/t, La Prieta \$254/t, Animas \$287/t, San Miguel \$241/t, San Juan \$233/t, Laura (Hipolito) \$252/t, and Unión del Pueblo \$241/t.*
3. *Total estimates may not agree due to rounding.*
4. *A minimum mining width of 0.30 metres was used.*
5. *Historical Mineral Resources were estimated using metal prices of US\$1,650/oz Au, US\$20.00/oz Ag, US\$0.85/lb Pb, and US\$1.20/lb Zn; and metallurgical recoveries of 92.4% for Ag, 55.4% for Au, 94.3% for Pb, and 90.5% for Zn.*
6. *2021 historical Mineral Resource AgEq oz were calculated using 85:1 Ag:Au ratio, and ratios of 1:0.041 and 1:0.049 for the price/ounce of silver to price/pound of lead and zinc, respectively. The ratios are reflective of average metal prices for 2021.*



**Guanajuato
Silver** CO
LTD

Contact

JJ Jennex


Corporate Affairs Director

(604) 723 1433

jjj@gsilver.com

www.gsilver.com

Suite 578 – 999 Canada Place,
Vancouver, British Columbia, V6C 3E1



TSX VENTURE
EXCHANGE **TSX: GSVR**
OTC Markets: GSVR