
Guanajuato Silver CO LTD

Mexico's Fastest-Growing Silver Producer



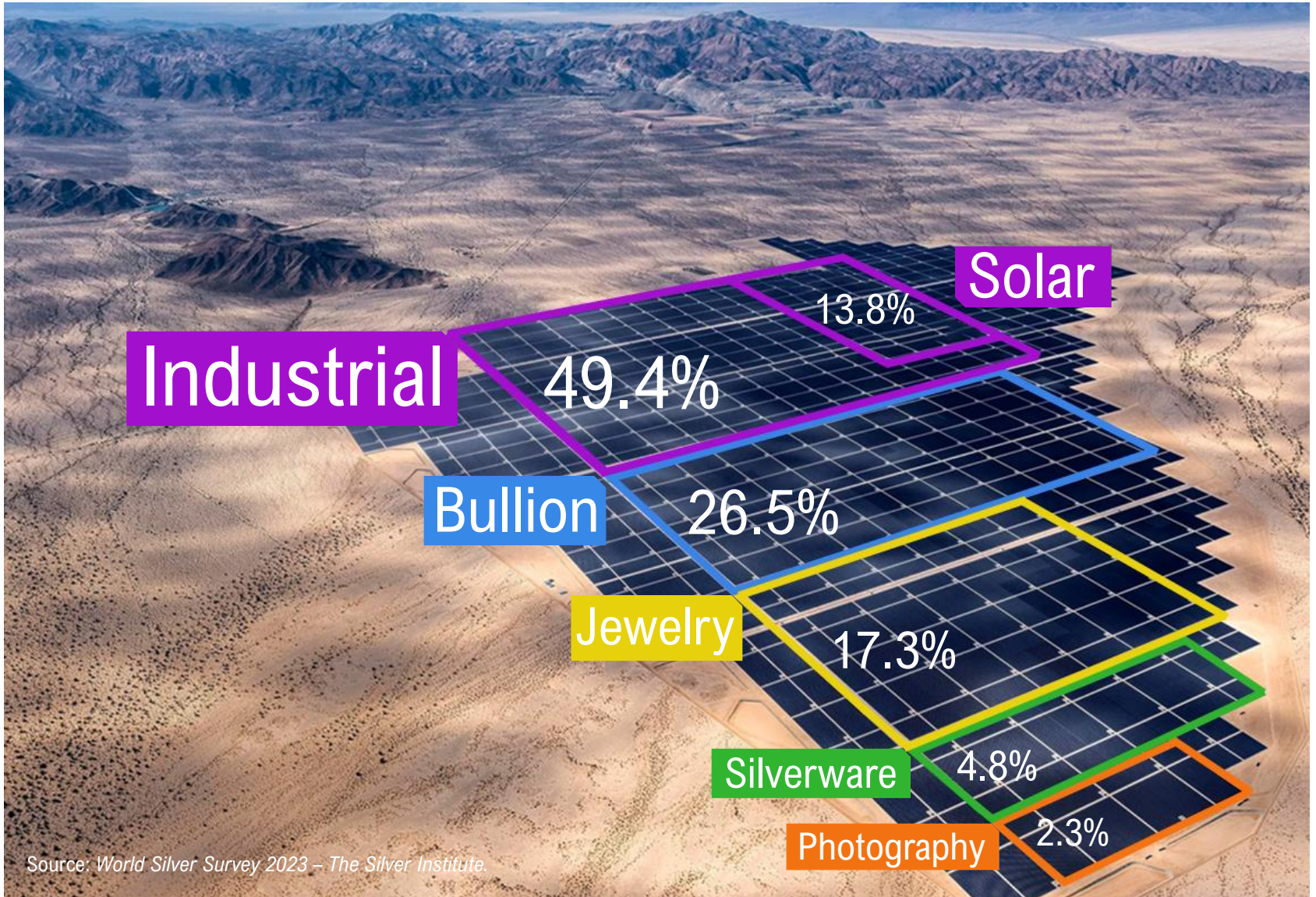
TSX VENTURE
EXCHANGE **TSX : GSVR**
OTC Markets : **GSVRF**

March 2024

The Industrial Case for Silver



Photovoltaics will continue to drive industrial demand growth.





Source: World Silver Survey 2023 – The Silver Institute.

Solar park construction is just beginning...



“Our research is from 30,000 feet.”





Benbar Solar Park, Egypt



1.6 GW



7km

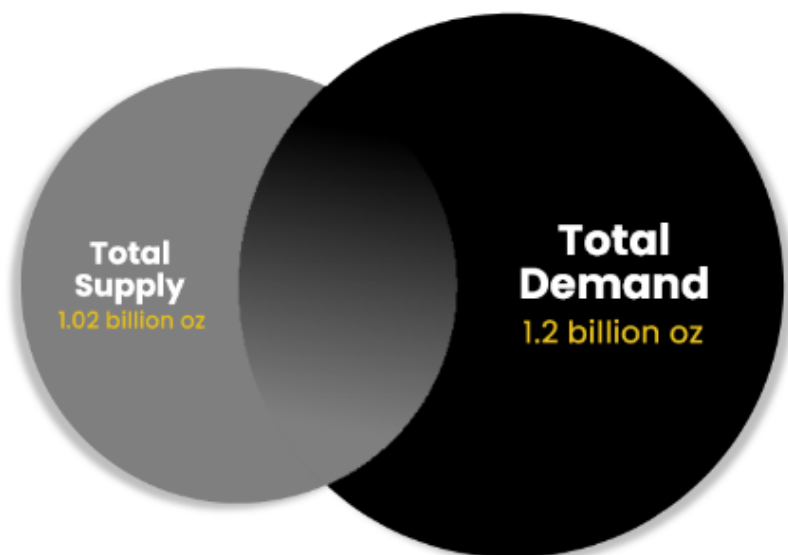
Nile

Most silver is produced as a by-product

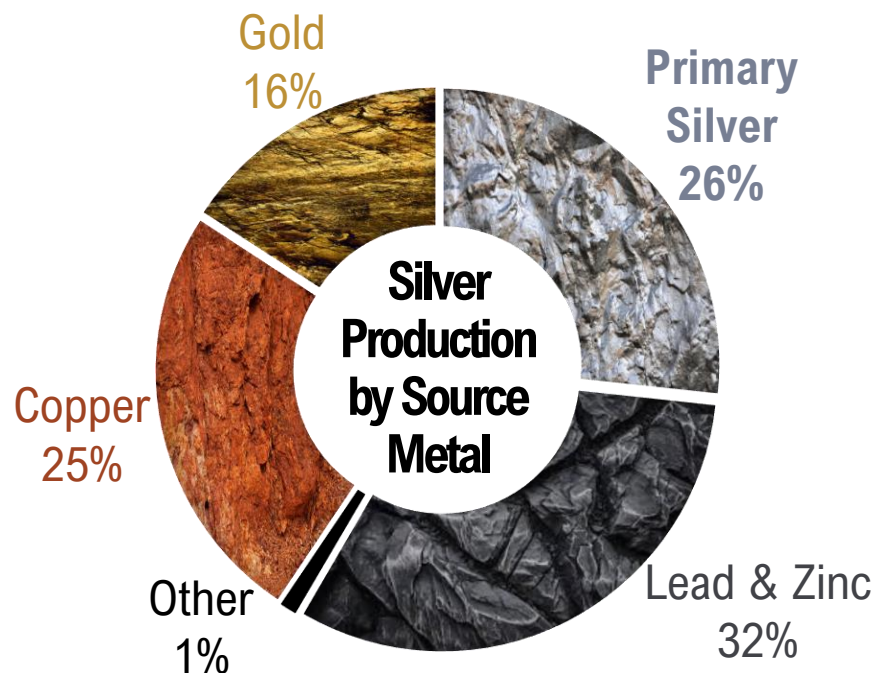


Demand will exceed supply in 2024 for fourth consecutive year.

Supply vs Demand 2024 Forecast



2024 silver demand forecast is 17% higher than current supply.

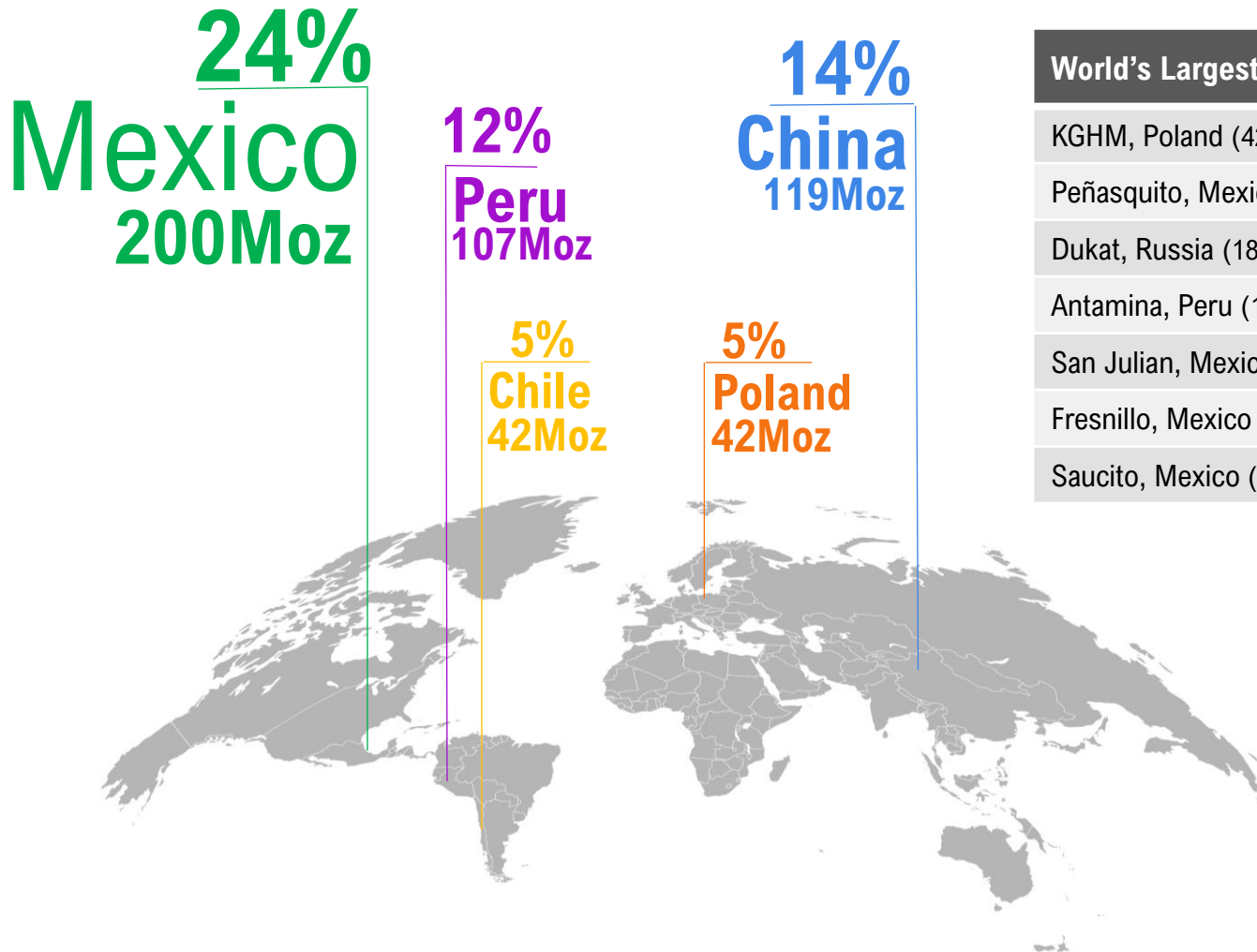


The silver market is wholly inelastic; higher silver prices will do little to spur more supply.

Mexico is the world's top silver producer



Outside of Mexico, there are very few primary silver mines in the world.



World's Largest Silver Mines	Primary Metal
KGHM, Poland (42Moz)	Cu
Peñasquito, Mexico (29Moz)	Pb-Zn
Dukat, Russia (18Moz)	Ag
Antamina, Peru (15Moz)	Cu-Zn-Mo
San Julian, Mexico (14Moz)	Ag-Au
Fresnillo, Mexico (14Moz)	Ag
Saucito, Mexico (12Moz)	Ag-Au

Mexico's Fastest-Growing Silver Company



4 producing silver mines...

Purchased
El Cubo
Mine



APR 2021

Recommended
Mining at El
Cubo Mines
Complex



AUG 2021

First Silver
and Gold
Sales



OCT 2021

Added:
Valenciana,
San Ignacio,
Topia



AUG 2022

Restarted Cata
Mill at the
Valenciana
Mines Complex

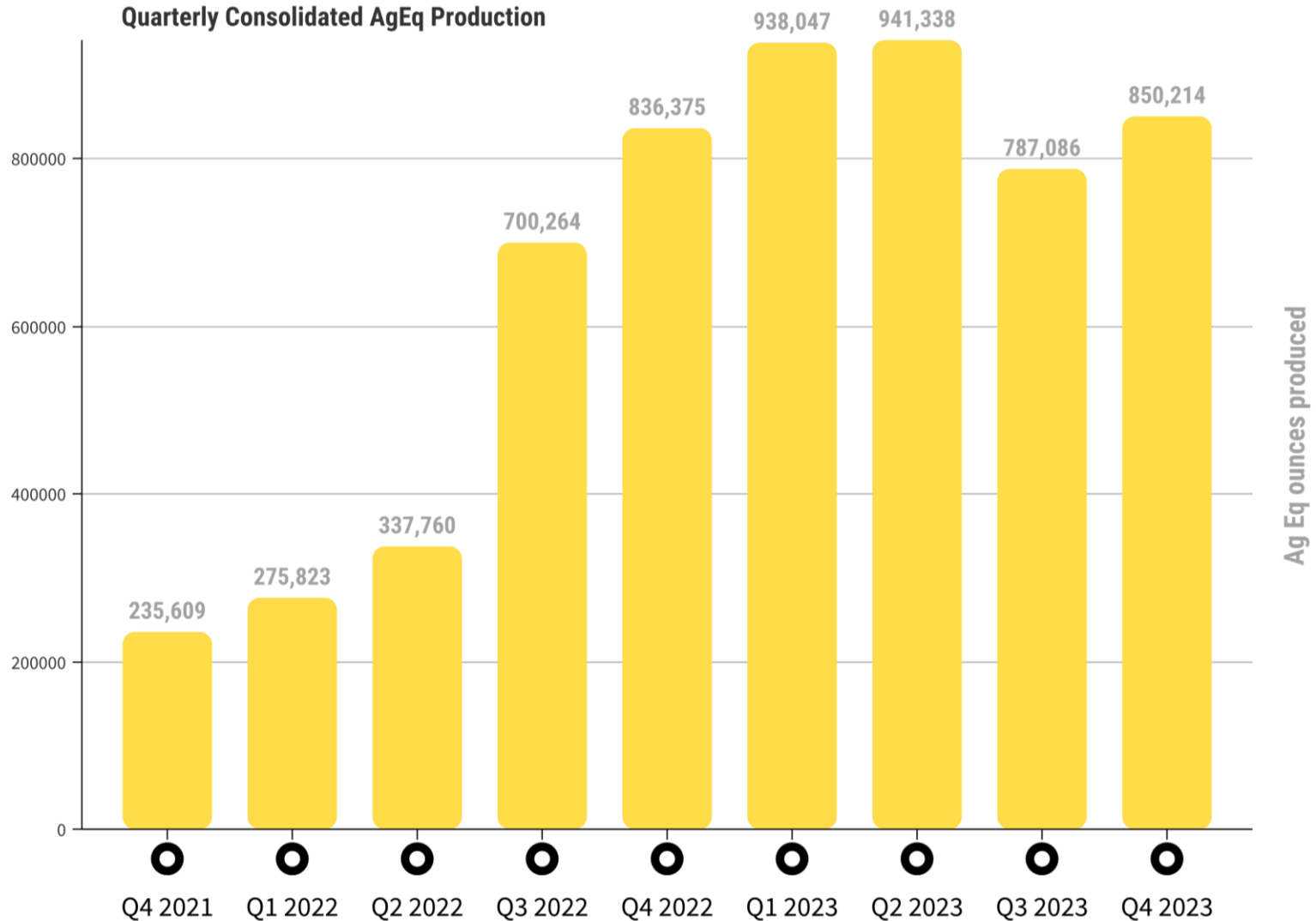


JAN 2023

Optimizing Mine Production



Successfully advancing the ramp-up across all four producing assets.



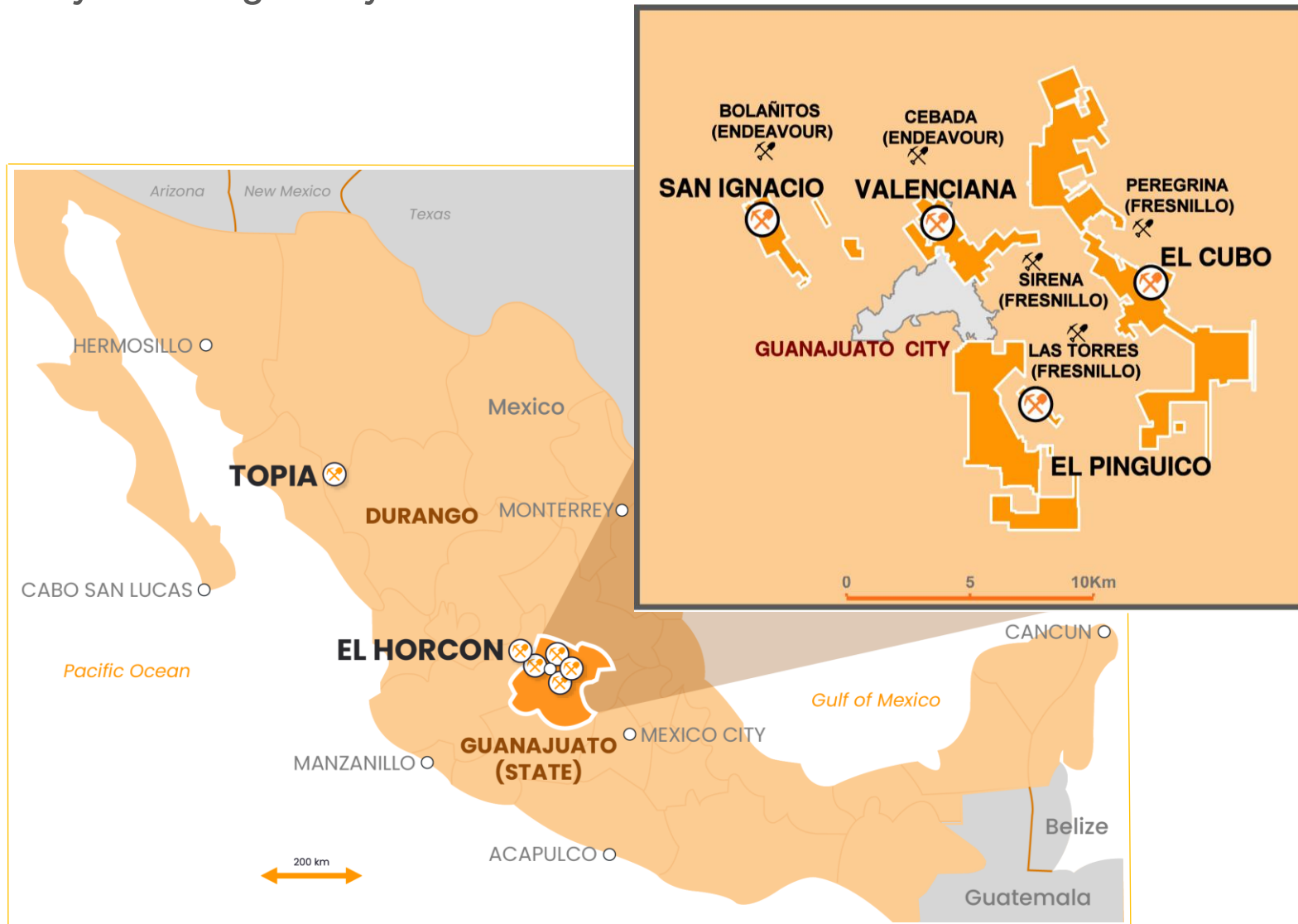
Guanajuato

Mexico's premiere mining community.



Consolidating the Guanajuato Mining District

450-year mining history.



The El Cubo Mines Complex



The centerpiece of our hub & spoke mining strategy.

45,000 tonnes/month capacity



Current Mineral Resource (December 31, 2022)

	Tonnes (t)	Ag (g/t)	Au (g/t)	AgEq (g/t)	AgEq (oz)
M&I	453K	200	2.51	400	5.79M
Inferred	1.3M	219	2.84	446	19.8M

Silver Equivalent calculated using 1 ounce of gold is equal to 80 ounces of silver.
Source: Behre Dolbear & Company (USA Inc.) PEA June 26, 2023. See Disclaimer

El Cubo Mill

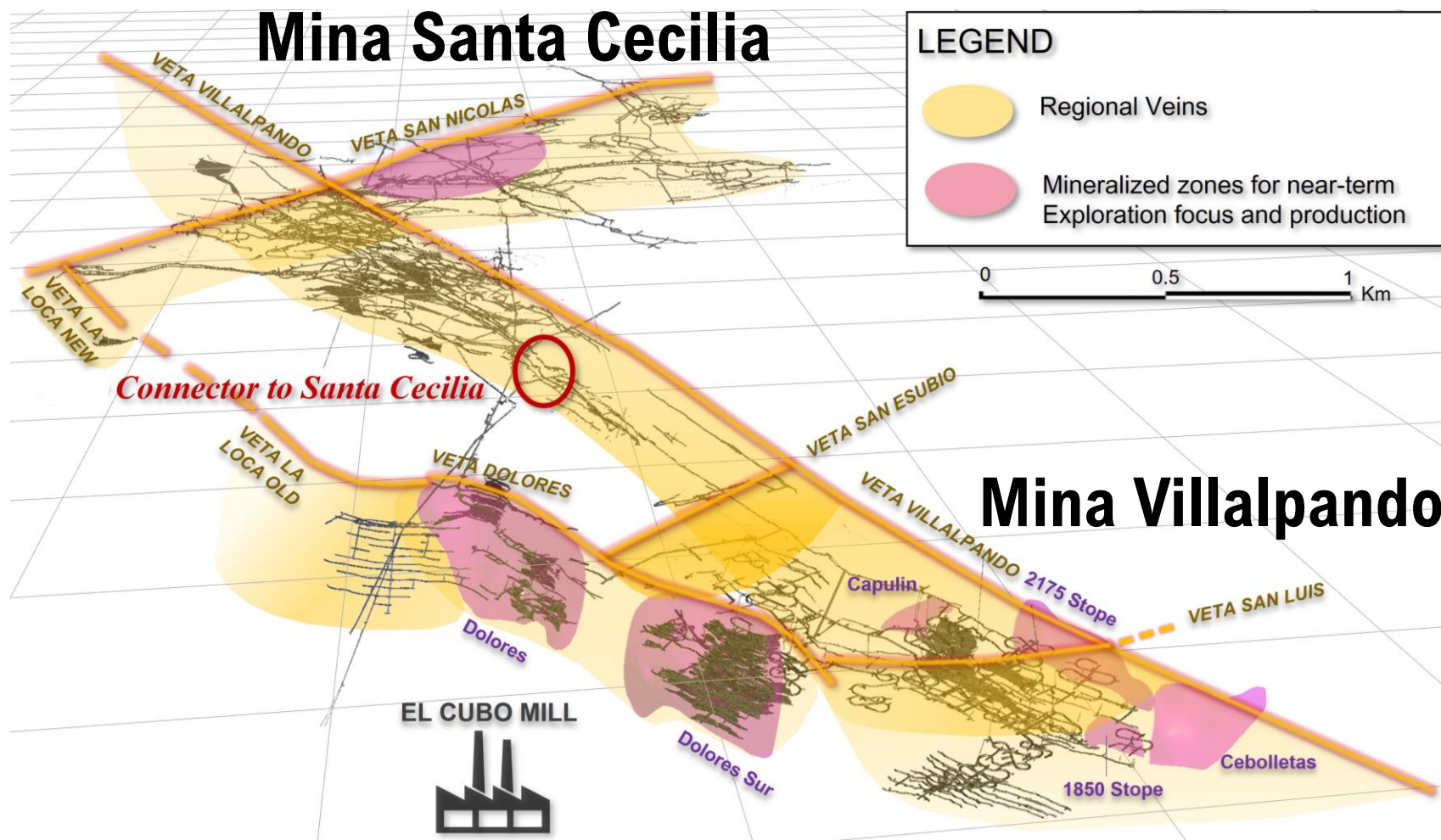
Clean. Dry. Organized.



El Cubo 3-D View of Principal Veins



High grade epithermal mineralization from multiple veins.



Valenciana Mines Complex

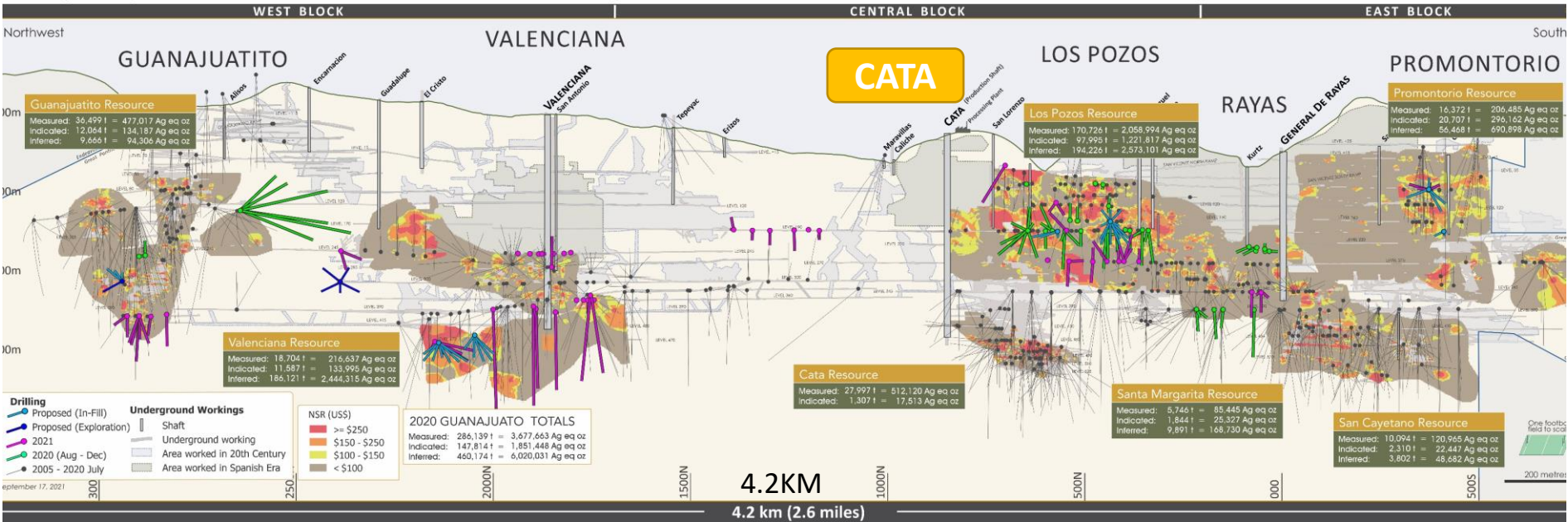
Cata Mill – 36,000 tonnes/month capacity.



Valenciana Mines Complex



Currently mining from Los Pozos area.



Historical Mineral Resource (July 31, 2021)

	Tonnes (t)	Ag (g/t)	Au (g/t)	AgEq (g/t)	AgEq (oz)
M&I	251,666	250	1.76	400	3.2M
Inferred	220,760	225	1.95	391	2.7M

Metal Prices: USD\$20.00/oz silver, and USD\$1,650.00/oz gold. Ag eq oz were calculated using 85:1 Ag:Au ratio.

Source: Apex Geoscience Technical Report on the Valenciana Mine Complex, Guanajuato, Mexico April 30, 2022. See Disclaimer.

A qualified person has not done sufficient work to classify the historical estimate as current mineral resources or mineral reserves; and the issuer is not treating the historical estimate as current mineral resources or mineral reserves. Please refer to Disclaimer for additional details.

San Ignacio



Mineralized material processed at the Cata mill.



San Ignacio

High-grade silver and gold epithermal vein system



Current Mineral Resource (September 21, 2023)

	Tonnes (t)	Ag (g/t)	Au (g/t)	AgEq (g/t)	AgEq (oz)
M&I	790,000	123	2.10	300	7.6M
Inferred	2,166,000	127	2.27	318	22M

Metal prices are set at US\$1,850/oz Au and US\$22/oz Ag, with 87% recovery for both. This yields an Au:Ag ratio of 84.1:1 for the calculation of AgEq.
Source: Apex Geoscience Mineral Resource Estimate San Ignacio Mine – September 21, 2023. See Disclaimer.

Topia Mine



High-grade mine is a consistent multi-decade producer

- M&I resource grade of over 1,000 g/t AgEq



Historical Mineral Resource (March 31, 2021)

	Tonnes (t)	Ag (g/t)	Au (g/t)	Pb (%)	Zn (%)	AgEq (g/t)	AgEq (oz)
M&I	331,800	609	1.84	4.4	4.5	1,041	11.1M
Inferred	274,600	592	1.44	3.35	3.63	932	8.2M

2021 historical mineral resource AgEq oz were calculated using 85:1 Ag:Au ratio, and ratios of 1:0.041 and 1:0.049 for the price/ounce of silver to price/pound of lead and zinc, respectively; the ratios are reflective of average metal prices for 2021.

Source: Apex Geoscience Technical Report on the Topia Property, Durango, Mexico May 6, 2022 – All resources are historical

A qualified person has not done sufficient work to classify the historical estimate as current mineral resources or mineral reserves; and the issuer is not treating the historical estimate as current mineral resources or mineral reserves. Please refer to Disclaimer for additional details.

Topia Processing Plant

7,500 tonnes/month flotation facility.




Four Mines & Three Production Facilities



El Cubo
Guanajuato

➤ Ramp-up to 32,000 tonnes per month

Ag, Au



Current Mineral Resource
(December 31, 2022)

	M&I	Inferred
Tonnes (t)	453,180	1.3M
AgEq (g/t)	400	446
AgEq (oz)	5.7M	19.8M

VMC
Guanajuato

➤ Ramp-up to 20,000 tonnes per month
➤ Mineralized material transported from San Ignacio to the Cata Mill for processing

Ag, Au



Historical Mineral Resource
(July 31, 2021)

	M&I	Inferred
Tonnes (t)	251,666	220,760
AgEq (g/t)	400	391
AgEq (oz)	3.2M	2.7M

San Ignacio
Guanajuato

Ag, Au



Current Mineral Resource
(September 21, 2023)

	M&I	Inferred
Tonnes (t)	790,000	2.1M
AgEq (g/t)	300	318
AgEq (oz)	7.6M	22.1M

Topia
Durango

➤ 7,500 tonnes/month capacity flotation mill

Ag, Au, Pb, Zn



Historical Mineral Resource
(March 31, 2021)

	M&I	Inferred
Tonnes (t)	331,800	274,600
AgEq (g/t)	1,041	932
AgEq (oz)	11.1M	8.2M

Source: Behre Dolbear & Company (USA Inc.) PEA Jan 26, 2023

Source: Apex Geoscience Technical Report San Ignacio Mine – September 21, 2023

Source: Apex Geoscience Technical Report on the Valenciana Mine Complex, Guanajuato, Mexico April 30, 2022 – All resources are historical

Source: Apex Geoscience Technical Report on the Topia Property, Durango, Mexico May 6, 2022 – All resources are historical

Additional Sources of Mineralized Material



El Horcon Mine and 3RD Party Processing Agreements

Stockpiled material from the El Horcon mine located approximately 60km north-west of Guanajuato is being processed at the Cata mill. Since mid-November 2023, production from Horcon has generated over 38,000 AgEq ounces.

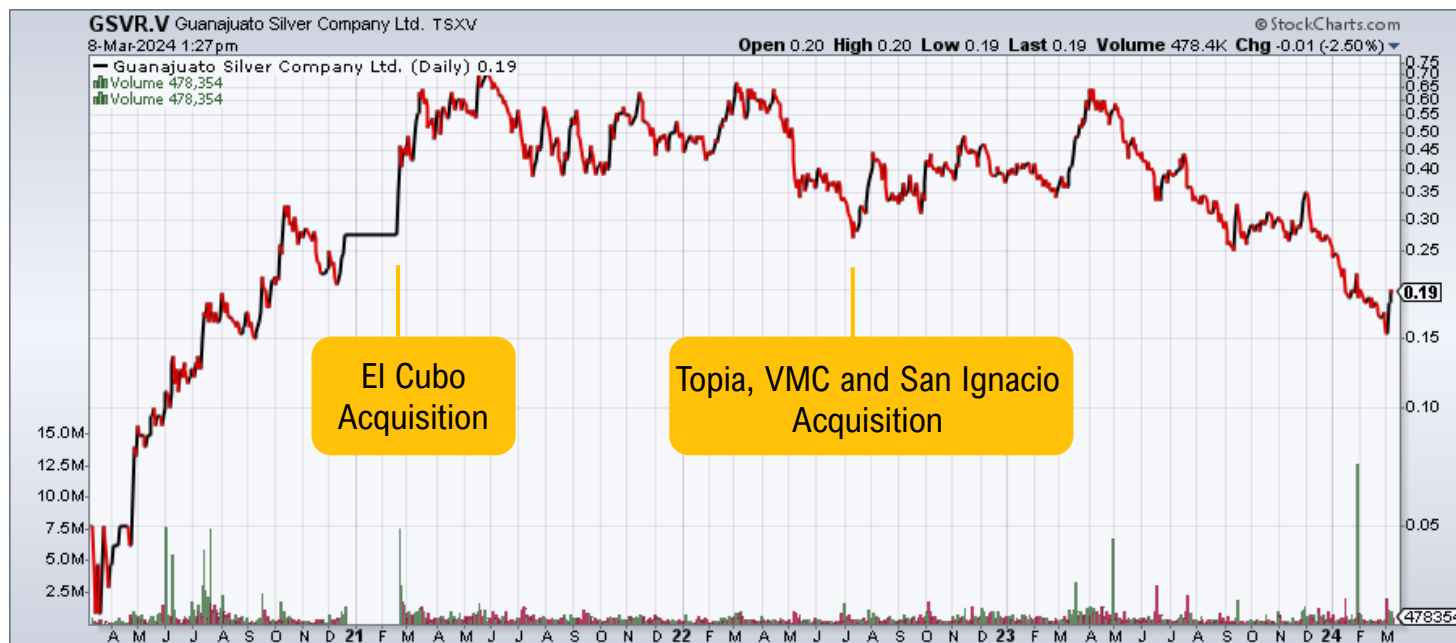


A new 3rd Party Processing agreement with a major silver producer added 40,862 AgEq ounces to the January 2024 production. Approximately 10,000 tonnes per month of mineralized material is currently being processed at the El Cubo mill, which has excess capacity.

Shares Issued & Outstanding



Four-Year Share Performance.



Common Shares	350 M
Financing Warrants	81 M
Options Outstanding	20 M
Fully Diluted	441 M
Current Market Cap	C\$66 M

Current Major Shareholders



All numbers approximate.

Fidelity Investments		10.9%
Endeavour Silver Corp.		7.9%
SILJ		5.5%
GSilver Directors & Advisors		4.3%
Myrmikan Capital LLC. <i>(Director Daniel Oliver)</i>		3.0%
VBS Exchange Pty Ltd.		2.9%
SIL		2.2%
Eric Sprott		1.9%
EMA Garp Fund LP.		1.7%
Public Shareholders		59.7%

The GSilver Leadership Team



Directors



James Anderson, Chairman & CEO
20+ years of capital market experience as a retail broker and investment banker and manager in the Canadian brokerage business



Ramon Davila, Director & President
Mining Engineer with 40+ years in Mexico (First Majestic Silver, Pan American Silver, and Industrias Peñoles); Minister of Economic Development for the State of Durango (2016-2020).



Dan Oliver, Director
Fund manager of Myrmikan Capital LLC, New York, and President of the Committee for Monetary Research & Education.



Hernan Dorado, Director & CSO
Mining engineer with 16+ years of underground and open-pit mining experience operating around the world.



Richard Silas, Director & VP Corporate Dev.
20+ years of experience in corporate governance, regulatory compliance, and the administration of resource companies.



Bill Gehlen, Director
Professional geologist with over 40 years of experience and success within the mineral exploration business.



Carlos Silva, COO
Mining engineer with 35+ years of experience; Expanded the production profile of Santa Cruz Silver from 815K AgEq ounces in 2018 to 19.6M AgEq ounces by 2022.



Danny Lee, CFO
CPA with over 25 years of experience in the finance, securities and accounting fields working primarily within the natural resources sector.

Extensive social outreach programs



Social license to operate built on commitment to improving local communities.



Reforestation Program at Pinguico

Guanajuato Silver proudly provides:

- Clean water services provided to several local communities
- Established a medical clinic
- Committed to a massive reforestation program
- Support for various youth programs
- Education programs with the University of Guanajuato
- Monthly community clean-up brigades



DISCLAIMER 1/2

Forward-looking information

This document contains certain forward-looking statements and information, which relate to future events or future performance including, but not limited to, statements regarding the industrial case for silver and future demand for silver; that the Company is Mexico's fastest growing silver company; successful ramp-up of all four of the Company's producing assets; the hub and spoke mining strategy; production capacity of the El Cubo and Cata mills; the ramp up tonnage estimates for El Cubo, VMC, San Ignacio and Topia; details of the Company's social outreach programs; the ability of the Company to increase production, tonnage and silver and gold grades; the Company's future development and production activities; estimates of mineral resources and mineralized material at the Company's mining projects and the accessibility, attractiveness, mineral content and metallurgical characteristics thereof; the opportunities for future exploration, development and production at the Company's mines and the proposed exploration, development and production programs therefor and the timing and costs thereof; and the success related to any future exploration, development or production programs. Such forward-looking statements and information reflect management's current beliefs and are based on information currently available to and assumptions made by the Company; which assumptions, while considered reasonable by the Company, are inherently subject to significant operational, business, economic and regulatory uncertainties and contingencies. These assumptions include: our mineral resource estimates at El Cubo, El Pinguico and San Ignacio and estimates of mineralized material at VMC and Topia and the assumptions upon which they are based, including geotechnical and metallurgical characteristics of rock conforming to sampled results and metallurgical performance; available tonnage of mineralized material to be mined and processed; resource grades and recoveries; assumptions and discount rates being appropriately applied to production estimates; the ability of the Company to successfully integrate production from San Ignacio and VMC into the Company's existing mining and milling operations at El Cubo and the availability of excess processing and tailings capacity at El Cubo to accommodate same; the Company's ability to secure additional sources of mineralized material for processing, prices for silver, gold and other metals remaining as estimated; currency exchange rates remaining as estimated; availability of funds for the Company's projects and to satisfy current liabilities and obligations including debt repayments; capital, decommissioning and reclamation estimates; prices for energy inputs, labour, materials, supplies and services (including transportation) and inflation rates remaining as estimated; no labour-related disruptions; no unplanned delays or interruptions in scheduled construction and production; all necessary permits, licenses and regulatory approvals are received in a timely manner; and the ability to comply with environmental, health and safety laws. The foregoing list of assumptions is not exhaustive.

Readers are cautioned that such forward-looking statements and information are neither promises nor guarantees, and are subject to risks and uncertainties that may cause future results, level of activity, production levels, performance or achievements of GSilver to differ materially from those expected including, but not limited to, market conditions, availability of financing, currency rate fluctuations, rising inflation and interest rates, geopolitical conflicts including wars, actual results of exploration, development and production activities, actual resource grades and recoveries of silver, gold and other metals, availability of third party mineralized material for processing, unanticipated geological or structural formations and characteristics, environmental risks, future prices of gold, silver and other metals, operating risks, accidents, labor issues, equipment or personnel delays, delays in obtaining governmental or regulatory approvals and permits, inadequate insurance, and other risks in the mining industry. There are no assurances that GSilver will be able to continue to increase production, tonnage milled and recovery rates, improve grades and reduce costs at El Cubo and/or Topia to process mineralized materials to produce silver, gold and other concentrates in the amounts, grades, recoveries, costs and timetable anticipated. In addition, GSilver's decision to process mineralized material from El Cubo, El Pinguico, San Ignacio, Valenciana and Topia mines is not based on a feasibility study of mineral reserves demonstrating economic and technical viability and therefore is subject to increased uncertainty and risk of failure, both economically and technically. Mineral resources and mineralized material that are not Mineral Reserves do not have demonstrated economic viability, are considered too speculative geologically to have the economic considerations applied to them, and may be materially affected by environmental, permitting, legal, title, socio-political, marketing, and other relevant issues. There are no assurances that the Company's projected production of silver, gold and other metals will be realized. In addition, there are no assurances that the Company will meet its production forecasts or generate the anticipated cash flows from operations to satisfy its scheduled debt payments or other liabilities when due or meet financial covenants to which the Company is subject or to fund its exploration programs and corporate initiatives as planned. There is also uncertainty about any future resurgence of COVID-19, the ongoing war in Ukraine and rising inflation and interest rates and the impact they will have on the Company's operations, supply chains, ability to access mining projects or procure equipment, contractors and other personnel on a timely basis or at all and economic activity in general. Accordingly, readers should not place undue reliance on forward-looking statements or information. All forward-looking statements and information made in this document are qualified by these cautionary statements and those in our continuous disclosure filings available on SEDAR at www.sedarplus.ca. These forward-looking statements and information are made as of the date hereof and the Company does not assume any obligation to update or revise them to reflect new events or circumstances save as required by law.



DISCLAIMER 2/2

Technical Information

For additional details on the Company's mineral properties please refer to: (i) El Cubo/El Pinguico – the technical report dated June 22, 2023 (effective date December 31, 2022) titled “Preliminary Economic Analysis – El Cubo/El Pinguico Silver Gold Complex Project, State of Guanajuato, Mexico”; (ii) Valenciana - the technical report dated July 8, 2022 (effective date April 30, 2022) titled “Technical Report on the Valenciana Mine Complex, Guanajuato and Jalisco, Mexico”; (iii) San Ignacio - the technical report dated November 2, 2023 (effective date September 21, 2023) titled “Technical Report on the San Ignacio Property, Guanajuato, Mexico”; and (iv) Topia - the technical report dated July 4, 2022 (effective date May 6, 2022) titled “Technical Report on the Topia Property, Durango, Mexico”.

Qualified Person: Hernan Dorado Smith, a director and officer of GSilver and a "qualified person" as defined by National Instrument 43-101, Standards of Disclosure for Mineral Projects, has approved the scientific and technical information contained in this news release.

Additional Note Regarding VMC Historical Resource

The VMC mineral resource estimate is a historical estimate and the reader is cautioned not to treat them, or any part of them, as a current resource. A qualified person has not done sufficient work to classify the historical estimate as current mineral resources or mineral reserves and the Company is not treating the historical estimate as current mineral resources or mineral reserves. The mineral resource is taken from a Great Panther technical report dated July 31, 2021. However, based on the assumptions, parameters and methods in prior technical report, as well as literature and data review, and the recent site visit conducted for the 2022 Valenciana technical report, the authors consider Great Panther's 2021 historical mineral resource estimate to be relevant and reliable and provides an indication of the extent of mineralization identified by previous operators at VMC. To verify such historical estimate as a current mineral resource, a qualified person would need to complete database validation, undertake a full review of estimation parameters and procedures, and complete an updated mineral resource estimate and NI 43-101 technical report incorporating additional production (mining depletion), drilling and underground sampling completed at VMC since July 31, 2021.

Additional Note Regarding Topia Historical Resource

The Topia mineral resource estimate is a historical estimate and the reader is cautioned not to treat them, or any part of them, as a current resource. A qualified person has not done sufficient work to classify the historical estimate as current mineral resources or mineral reserves and the Company is not treating the historical estimate as current mineral resources or mineral reserves. The mineral resource is taken from a Great Panther technical report dated March 31, 2021. However, based on the assumptions, parameters and methods in the prior technical report, as well as literature and data review, and the recent site visit conducted for the 2022 Topia technical report, the authors consider such estimate to be relevant and reliable and provides an indication of the extent of mineralization identified by previous operators at the Topia Property. To verify the historical mineral resource estimate as a current mineral resource, a qualified person would need to complete database validation, undertake a full review of estimation parameters and procedures, and complete an updated mineral resource estimate and a NI 43-101 technical report incorporating additional production, drilling and underground sampling completed at Topia since March 31, 2021.



Guanajuato
Silver CO
LTD

Contact

JJ Jennex
Director of Communications
(604) 723 1433
jjj@gsilver.com

Suite 578 – 999 Canada Place,
Vancouver, British Columbia, V6C 3E1



TSX VENTURE
EXCHANGE **TSX: GSVR**
OTC Markets: GSVR